

Desserts

Annexe
Financial Statements

ANNEXE

1. NUMBER OF PATENT, TRADE MARK AND INDUSTRIAL DESIGN REGISTRATIONS IN FORCE

Number of Patent, Trade Mark and Industrial Design Registrations in Force in Singapore as at 31 December of each year (1999 – 2003)

| | 1999 | 2000 | 2001 | 2002 | 2003 |
|-------------------|--------|---------|---------|---------|---------|
| Patent | 18,099 | 22,079 | 29,093 | 36,028 | 38,294 |
| Trade Mark | 83,651 | 101,052 | 113,352 | 132,508 | 160,302 |
| Industrial Design | 0 | 0 | 1,091 | 2,568 | 4,861 |

2. TOP 10 OVERALL AND SINGAPORE FILERS OF PATENT, TRADE MARK AND INDUSTRIAL DESIGN APPLICATIONS IN SINGAPORE IN 2003

Top 10 Overall Filers of Patent Applications in Singapore in 2003

| Rank | Applicant | No. of Applications |
|------|---|---------------------|
| 1 | Intel Corporation | 199 |
| 2 | Silverbrook Research Pty Ltd | 189 |
| 3 | International Business Machines Corporation | 151 |
| 4 | Sony Corporation | 122 |
| 5 | Qualcomm Incorporated | 99 |
| 6 | ASML Netherlands B.V. | 94 |
| 7 | General Electric Company | 83 |
| 8 | Chartered Semiconductor Manufacturing Ltd | 79 |
| 9 | Matsushita Electric Industrial Co., Ltd | 77 |
| 10 | Seagate Technology LLC | 76 |

Top 10 Singapore Filers of Patent Applications in Singapore in 2003

| Rank | Applicant | No. of Applications |
|------|---|---------------------|
| 1 | Chartered Semiconductor Manufacturing Ltd | 79 |
| 2 | Agency for Science, Technology and Research | 24 |
| 3 | Kent Ridge Digital Labs | 19 |
| 3 | National University of Singapore | 19 |
| 4 | Nanyang Polytechnic | 17 |
| 4 | ST Microelectronics Asia Pacific Pte Ltd | 17 |
| 5 | Nanyang Technological University | 15 |
| 6 | ST Assembly Test Services Ltd | 11 |
| 7 | Institute of Materials Research and Engineering | 8 |
| 7 | Institute of Microelectronics | 8 |
| 8 | ASM Technology Singapore Pte Ltd | 7 |
| 8 | Singapore Technologies Aerospace Ltd | 7 |
| 8 | Singapore Technologies Marine Ltd | 7 |
| 8 | Sony Electronics (Singapore) Pte Ltd | 7 |
| 9 | Institute of Molecular Agrobiolgy | 5 |
| 9 | Singapore Technologies Dynamics Pte Ltd | 5 |
| 10 | Institute of Molecular & Cell Biology | 4 |
| 10 | Sensfab Pte Ltd | 4 |
| 10 | Sumitomo Bakelite Singapore Pte Ltd | 4 |
| 10 | Trek 2000 International Ltd | 4 |

Top 10 Overall Filers of Trade Mark Applications in Singapore in 2003

| Rank | Applicant | No. of Applications |
|------|--|---------------------|
| 1 | Deutsche Telekom AG | 627 |
| 2 | Disney Enterprises, Inc | 505 |
| 3 | Mediacorp Radio Singapore Pte Ltd | 156 |
| 4 | Otkrytoe Aktsionernoe Obchtchestvo "Gazprom" | 135 |
| 5 | Microsoft Corporation | 90 |
| 6 | Societe Des Produits Nestle S.A. | 73 |
| 7 | Sony Kabushiki Kaisha (Also trading as Sony Corporation) | 69 |
| 8 | Kabushiki Kaisha World (World Co., Ltd) | 64 |
| 9 | Kuok Oils & Grains Pte Ltd | 59 |
| 10 | Enbw Energie-Vertriebsgesellschaft Mbh | 57 |

Top 10 Singapore Filers of Trade Mark Applications in Singapore in 2003

| Rank | Applicant | No. of Applications |
|------|--|---------------------|
| 1 | Mediacorp Radio Singapore Pte Ltd | 156 |
| 2 | Kuok Oils & Grains Pte Ltd | 59 |
| 3 | Sembcorp Logistics Ltd | 32 |
| 4 | Faces De Orient Group Pte Ltd | 31 |
| 5 | C. S. Lewis Pte Ltd | 28 |
| 6 | Seng Hong Co. (Pte) Ltd | 25 |
| 7 | Hoe Seng Huat Hardware Company (Private) Limited | 24 |
| 7 | OSIM International Ltd | 24 |
| 8 | Lifepharm Pte Ltd | 23 |
| 9 | This Fashion | 21 |
| 10 | Cerebos Pacific Limited | 20 |

Top 10 Overall Filers of Industrial Design Applications in Singapore in 2003

| Rank | Applicant | No. of Applications |
|------|--|---------------------|
| 1 | Aspial Corporation Limited | 225 |
| 2 | Sony Kabushiki Kaisha (Sony Corporation) | 133 |
| 3 | Matsushita Electric Industrial Co., Ltd | 123 |
| 4 | Clairvoyante Laboratories, Inc. | 98 |
| 5 | Nokia Corporation | 78 |
| 6 | Koninklijke Philips Electronics N. V. | 62 |
| 7 | Soo Kee Jewellery | 57 |
| 8 | Takigen Manufacturing Co Ltd | 42 |
| 9 | Canon Kabushiki Kaisha | 36 |
| 10 | Casio Keisanki Kabushiki Kaisha d.b.a. Casio Computer Co., Ltd. | 33 |

Top 10 Singapore Filers of Industrial Design Applications in Singapore in 2003

| Rank | Applicant | No. of Applications |
|------|--|---------------------|
| 1 | Aspial Corporation Limited | 225 |
| 2 | Soo Kee Jewellery | 57 |
| 3 | Tianpo Management Pte Ltd | 29 |
| 4 | SC Auto Industries (S) Pte Ltd | 12 |
| 5 | Hui Wing Feh | 11 |
| 6 | SMB Electric Pte Ltd | 9 |
| 7 | Saik Seow Ghee trading as Three Stars Umbrella Factory | 7 |
| 8 | Asia Pacific Breweries Limited | 6 |
| 8 | Containers Printers Pte Ltd | 6 |
| 8 | Poh Cheong Concrete Product Pte Ltd | 6 |
| 8 | Toshiba Singapore Pte Ltd | 6 |
| 9 | Ban Vinh Jheow | 4 |
| 10 | Defar (S) Pte Ltd | 3 |
| 10 | Fraser and Neave Limited | 3 |
| 10 | Nutek Private Limited | 3 |
| 10 | Rigel Technology (S) Pte Ltd | 3 |
| 10 | Singa Plastics Limited | 3 |
| 10 | Superior Multi-Packaging Limited | 3 |

3. BREAKDOWN OF NUMBER OF PATENT, TRADE MARK AND INDUSTRIAL DESIGN APPLICATIONS FILED IN 2002 AND 2003 ACCORDING TO COUNTRY OF APPLICANT

| No. | Country/Economy | No. of Patent Applications | | | | No. of Trade Mark Applications | | | | No. of Industrial Design Applications | |
|-----|------------------------|---------------------------------|----------------------------|------------------|-------------|--------------------------------|-------------------------------|------------------|----------------|---------------------------------------|------|
| | | National ⁽¹⁾ 2002 | PCT ⁽²⁾ 2002 | National 2003 | PCT 2003 | National 2002 | Madrid ⁽³⁾ 2002 | National 2003 | Madrid 2003 | 2002 | 2003 |
| 1 | ARGENTINA | 0 | 0 | 1 | 0 | 4 | 0 | 6 | 0 | 0 | 0 |
| 2 | ARUBA | 0 | 1 | 0 | 0 | 18 | 0 | 0 | 0 | 0 | 0 |
| 3 | AUSTRALIA | 54 | 225 | 130 | 184 | 279 | 224 | 277 | 199 | 51 | 17 |
| 4 | AUSTRIA | 2 | 17 | 0 | 11 | 7 | 263 | 6 | 109 | 0 | 0 |
| 5 | BAHAMAS | 1 | 2 | 2 | 3 | 10 | 0 | 13 | 0 | 0 | 0 |
| 6 | BAHRAIN | 0 | 0 | 0 | 0 | 0 | 0 | 0 | 1 | 0 | 0 |
| 7 | BANGLADESH | 0 | 0 | 0 | 0 | 1 | 0 | 0 | 0 | 0 | 0 |
| 8 | BARBADOS | 0 | 3 | 0 | 4 | 26 | 0 | 7 | 0 | 0 | 0 |
| 9 | BELGIUM | 0 | 52 | 2 | 39 | 6 | 158 | 8 | 144 | 1 | 13 |
| 10 | BELIZE | 0 | 0 | 0 | 0 | 0 | 1 | 0 | 0 | 0 | 0 |
| 11 | BERMUDA | 1 | 3 | 0 | 4 | 26 | 0 | 24 | 1 | 0 | 0 |
| 12 | BRAZIL | 0 | 5 | 1 | 4 | 25 | 0 | 18 | 0 | 0 | 0 |
| 13 | BRITISH VIRGIN ISLANDS | 5 | 22 | 1 | 9 | 137 | 11 | 231 | 1 | 0 | 8 |
| 14 | BRITISH WEST INDIES | 0 | 0 | 0 | 0 | 0 | 0 | 0 | 3 | 0 | 0 |
| 15 | BRUNEI DARUSSALAM | 0 | 0 | 0 | 0 | 6 | 0 | 7 | 0 | 0 | 0 |
| 16 | BULGARIA | 0 | 0 | 0 | 0 | 0 | 12 | 3 | 17 | 0 | 1 |
| 17 | CANADA | 1 | 61 | 2 | 65 | 89 | 0 | 92 | 12 | 2 | 2 |
| 18 | CAYMAN ISLANDS | 0 | 6 | 1 | 5 | 5 | 0 | 66 | 0 | 0 | 0 |
| 19 | CHANNEL ISLANDS | 0 | 0 | 0 | 0 | 19 | 0 | 4 | 0 | 0 | 0 |
| 20 | CHILE | 0 | 0 | 0 | 0 | 9 | 0 | 5 | 0 | 0 | 0 |
| 21 | COSTA RICA | 0 | 0 | 0 | 1 | 0 | 0 | 0 | 0 | 0 | 0 |
| 22 | CROATIA | 0 | 4 | 0 | 2 | 0 | 0 | 0 | 0 | 0 | 0 |
| 23 | CUBA | 0 | 0 | 0 | 5 | 0 | 11 | 3 | 6 | 0 | 0 |
| 24 | CYPRUS | 0 | 2 | 0 | 3 | 0 | 0 | 4 | 3 | 0 | 0 |
| 25 | CZECH REPUBLIC | 0 | 1 | 1 | 1 | 0 | 20 | 0 | 9 | 6 | 4 |
| 26 | CZECHOSLOVAKIA | 0 | 0 | 0 | 0 | 0 | 4 | 2 | 0 | 0 | 0 |

cont'd

Footnote:

(1) National applications filed in Singapore.

(2) Patent Co-operation Treaty (PCT) applications that entered National Phase in Singapore.

(3) International applications filed under the Madrid Protocol with Singapore as the Designated Country.

3. BREAKDOWN OF NUMBER OF PATENT, TRADE MARK AND INDUSTRIAL DESIGN APPLICATIONS FILED IN 2002 AND 2003 ACCORDING TO COUNTRY OF APPLICANT

| No. | Country/Economy | No. of Patent Applications | | | | No. of Trade Mark Applications | | | | No. of Industrial Design Applications | |
|-----|-----------------|---------------------------------|----------------------------|------------------|-------------|--------------------------------|-------------------------------|------------------|----------------|---------------------------------------|------|
| | | National ⁽¹⁾ 2002 | PCT ⁽²⁾ 2002 | National 2003 | PCT 2003 | National 2002 | Madrid ⁽³⁾ 2002 | National 2003 | Madrid 2003 | 2002 | 2003 |
| 27 | DENMARK | 0 | 52 | 0 | 44 | 21 | 117 | 31 | 59 | 1 | 13 |
| 28 | EGYPT | 0 | 0 | 0 | 0 | 0 | 0 | 1 | 0 | 0 | 0 |
| 29 | ESTONIA | 0 | 1 | 0 | 0 | 0 | 2 | 0 | 0 | 0 | 0 |
| 30 | FIJI | 0 | 0 | 0 | 0 | 3 | 0 | 4 | 0 | 0 | 0 |
| 31 | FINLAND | 2 | 63 | 2 | 69 | 9 | 104 | 11 | 60 | 70 | 85 |
| 32 | FRANCE | 22 | 166 | 25 | 171 | 153 | 1,095 | 170 | 1,193 | 39 | 48 |
| 33 | GERMANY | 70 | 495 | 81 | 426 | 225 | 2,320 | 176 | 2,701 | 45 | 73 |
| 34 | GIBRALTAR | 0 | 1 | 0 | 1 | 0 | 2 | 1 | 0 | 0 | 0 |
| 35 | GREECE | 0 | 0 | 0 | 2 | 5 | 1 | 5 | 23 | 0 | 0 |
| 36 | HONG KONG SAR | 5 | 12 | 7 | 0 | 289 | 0 | 206 | 0 | 40 | 32 |
| 37 | HUNGARY | 0 | 1 | 0 | 2 | 4 | 12 | 1 | 14 | 0 | 0 |
| 38 | ICELAND | 0 | 0 | 0 | 0 | 0 | 0 | 0 | 1 | 0 | 0 |
| 39 | INDIA | 1 | 14 | 0 | 30 | 81 | 0 | 49 | 2 | 0 | 0 |
| 40 | INDONESIA | 0 | 3 | 0 | 1 | 50 | 0 | 83 | 0 | 3 | 4 |
| 41 | IRELAND | 0 | 8 | 1 | 13 | 21 | 38 | 8 | 6 | 0 | 6 |
| 42 | ISLE OF MAN | 0 | 0 | 0 | 0 | 18 | 0 | 8 | 0 | 15 | 9 |
| 43 | ISRAEL | 7 | 42 | 4 | 48 | 14 | 0 | 21 | 0 | 2 | 15 |
| 44 | ITALY | 2 | 59 | 3 | 70 | 54 | 722 | 55 | 867 | 44 | 34 |
| 45 | JAPAN | 780 | 802 | 528 | 743 | 1,470 | 249 | 1,607 | 252 | 567 | 679 |
| 46 | LATVIA | 0 | 0 | 0 | 0 | 0 | 0 | 0 | 1 | 0 | 0 |
| 47 | LEBANON | 0 | 0 | 0 | 0 | 0 | 0 | 1 | 0 | 0 | 0 |
| 48 | LIECHTENSTEIN | 1 | 2 | 1 | 6 | 6 | 51 | 12 | 44 | 16 | 12 |
| 49 | LITHUANIA | 0 | 0 | 0 | 0 | 0 | 0 | 0 | 0 | 0 | 0 |
| 50 | LUXEMBOURG | 1 | 4 | 1 | 7 | 44 | 71 | 9 | 53 | 0 | 0 |
| 51 | MACAU | 0 | 0 | 0 | 0 | 0 | 0 | 1 | 0 | 0 | 0 |
| 52 | MALAYSIA | 3 | 3 | 16 | 1 | 319 | 0 | 292 | 0 | 12 | 22 |

cont'd

Footnote:

(1) National applications filed in Singapore.

(2) Patent Co-operation Treaty (PCT) applications that entered National Phase in Singapore.

(3) International applications filed under the Madrid Protocol with Singapore as the Designated Country.

3. BREAKDOWN OF NUMBER OF PATENT, TRADE MARK AND INDUSTRIAL DESIGN APPLICATIONS FILED IN 2002 AND 2003 ACCORDING TO COUNTRY OF APPLICANT

| No. | Country/Economy | No. of Patent Applications | | | | No. of Trade Mark Applications | | | | No. of Industrial Design Applications | |
|-----|----------------------------|---------------------------------|----------------------------|------------------|-------------|--------------------------------|-------------------------------|------------------|----------------|---------------------------------------|------|
| | | National ⁽¹⁾ 2002 | PCT ⁽²⁾ 2002 | National 2003 | PCT 2003 | National 2002 | Madrid ⁽³⁾ 2002 | National 2003 | Madrid 2003 | 2002 | 2003 |
| 53 | MALTA | 0 | 1 | 0 | 0 | 0 | 0 | 0 | 0 | 0 | 0 |
| 54 | MAURITIUS | 0 | 0 | 0 | 0 | 4 | 0 | 5 | 0 | 0 | 0 |
| 55 | MEXICO | 0 | 2 | 0 | 2 | 20 | 0 | 9 | 0 | 0 | 0 |
| 56 | MONACO | 0 | 7 | 0 | 0 | 1 | 32 | 0 | 10 | 0 | 0 |
| 57 | MONGOLIA | 0 | 0 | 0 | 0 | 0 | 0 | 2 | 0 | 0 | 0 |
| 58 | MOROCCO | 0 | 0 | 0 | 0 | 0 | 2 | 0 | 4 | 0 | 0 |
| 59 | NETHERLANDS | 25 | 183 | 139 | 166 | 42 | 367 | 85 | 282 | 55 | 87 |
| 60 | NETHERLANDS ANTILLES | 1 | 11 | 2 | 2 | 9 | 3 | 0 | 5 | 0 | 0 |
| 61 | NEW ZEALAND | 2 | 22 | 5 | 21 | 78 | 1 | 72 | 0 | 3 | 3 |
| 62 | NORTHERN MARIANA ISLAND | 0 | 0 | 0 | 0 | 0 | 0 | 0 | 0 | 0 | 0 |
| 63 | NORWAY | 1 | 24 | 0 | 26 | 4 | 44 | 7 | 36 | 5 | 9 |
| 64 | PAKISTAN | 0 | 0 | 0 | 0 | 0 | 0 | 1 | 0 | 0 | 0 |
| 65 | PANAMA | 0 | 1 | 0 | 0 | 1 | 0 | 0 | 0 | 0 | 0 |
| 66 | PAPUA NEW GUINEA | 0 | 0 | 0 | 0 | 0 | 0 | 1 | 0 | 0 | 0 |
| 67 | PEOPLE'S REPUBLIC OF CHINA | 6 | 26 | 6 | 21 | 88 | 83 | 149 | 223 | 8 | 3 |
| 68 | PHILIPPINES | 0 | 0 | 0 | 3 | 2 | 0 | 7 | 3 | 0 | 3 |
| 69 | POLAND | 0 | 0 | 0 | 1 | 7 | 9 | 1 | 20 | 0 | 0 |
| 70 | PORTUGAL | 0 | 0 | 0 | 5 | 5 | 23 | 8 | 4 | 2 | 0 |
| 71 | PUERTO RICO | 0 | 0 | 0 | 0 | 3 | 0 | 4 | 0 | 0 | 0 |
| 72 | REPUBLIC OF KOREA | 53 | 48 | 25 | 38 | 129 | 0 | 162 | 13 | 9 | 7 |
| 73 | REPUBLIC OF MOLDOVA | 0 | 0 | 0 | 0 | 0 | 2 | 0 | 2 | 0 | 0 |
| 74 | REPUBLIC OF YEMEN | 0 | 1 | 0 | 0 | 3 | 0 | 0 | 0 | 0 | 0 |
| 75 | ROMANIA | 0 | 0 | 0 | 0 | 0 | 7 | 0 | 1 | 0 | 0 |
| 76 | RUSSIAN FEDERATION | 0 | 14 | 0 | 4 | 1 | 69 | 1 | 221 | 0 | 1 |
| 77 | SAUDI ARABIA | 0 | 1 | 1 | 1 | 6 | 0 | 5 | 0 | 0 | 0 |
| 78 | SEYCHELLES | 0 | 0 | 0 | 0 | 0 | 0 | 1 | 0 | 0 | 0 |

cont'd

Footnote:

(1) National applications filed in Singapore.

(2) Patent Co-operation Treaty (PCT) applications that entered National Phase in Singapore.

(3) International applications filed under the Madrid Protocol with Singapore as the Designated Country.

3. BREAKDOWN OF NUMBER OF PATENT, TRADE MARK AND INDUSTRIAL DESIGN APPLICATIONS FILED IN 2002 AND 2003 ACCORDING TO COUNTRY OF APPLICANT

| No. | Country/Economy | No. of Patent Applications | | | | No. of Trade Mark Applications | | | | No. of Industrial Design Applications | |
|-----|--------------------------|---------------------------------|----------------------------|------------------|-------------|--------------------------------|-------------------------------|------------------|----------------|---------------------------------------|------|
| | | National ⁽¹⁾ 2002 | PCT ⁽²⁾ 2002 | National 2003 | PCT 2003 | National 2002 | Madrid ⁽³⁾ 2002 | National 2003 | Madrid 2003 | 2002 | 2003 |
| 79 | SINGAPORE | 511 | 121 | 502 | 124 | 3,342 | 2 | 4,254 | 0 | 241 | 481 |
| 80 | SLOVAKIA | 0 | 1 | 0 | 0 | 0 | 1 | 0 | 0 | 0 | 0 |
| 81 | SLOVENIA | 0 | 0 | 0 | 1 | 0 | 1 | 0 | 5 | 0 | 0 |
| 82 | SOUTH AFRICA | 0 | 7 | 0 | 8 | 22 | 0 | 10 | 0 | 0 | 0 |
| 83 | SPAIN | 1 | 9 | 0 | 12 | 30 | 147 | 64 | 163 | 0 | 4 |
| 84 | SRI LANKA | 0 | 0 | 0 | 0 | 8 | 0 | 1 | 0 | 0 | 0 |
| 85 | SWEDEN | 2 | 121 | 1 | 91 | 52 | 142 | 62 | 158 | 9 | 24 |
| 86 | SWITZERLAND | 47 | 207 | 56 | 201 | 149 | 1,389 | 202 | 1,043 | 89 | 77 |
| 87 | SYRIA | 0 | 0 | 0 | 0 | 4 | 0 | 0 | 0 | 0 | 0 |
| 88 | TAIWAN | 71 | 2 | 133 | 4 | 275 | 0 | 226 | 0 | 85 | 14 |
| 89 | THAILAND | 2 | 1 | 0 | 3 | 78 | 6 | 89 | 0 | 0 | 1 |
| 90 | TURKEY | 0 | 1 | 0 | 0 | 1 | 123 | 0 | 107 | 0 | 0 |
| 91 | UKRAINE | 0 | 0 | 0 | 0 | 0 | 2 | 0 | 12 | 0 | 0 |
| 92 | UNITED ARAB EMIRATES | 0 | 1 | 0 | 1 | 11 | 0 | 23 | 0 | 0 | 0 |
| 93 | UNITED KINGDOM | 39 | 319 | 28 | 269 | 482 | 454 | 534 | 337 | 92 | 79 |
| 94 | UNITED STATES OF AMERICA | 516 | 2,671 | 492 | 2,697 | 3,298 | 55 | 3,279 | 41 | 177 | 269 |
| 95 | VIETNAM | 0 | 0 | 0 | 0 | 13 | 0 | 20 | 0 | 0 | 0 |
| 96 | UNKNOWN | 0 | 0 | 0 | 0 | 2 | 0 | 3 | 0 | 39 | 14 |

Footnote:

(1) National applications filed in Singapore.

(2) Patent Co-operation Treaty (PCT) applications that entered National Phase in Singapore.

(3) International applications filed under the Madrid Protocol with Singapore as the Designated Country.

3. BREAKDOWN OF NUMBER OF PATENT, TRADE MARK AND INDUSTRIAL DESIGN REGISTRATIONS IN 2002 AND 2003 ACCORDING TO COUNTRY OF APPLICANT

| No. | Country/Economy | No. of Patent Grants | | | | No. of Trade Mark Registrations | | | | No. of Industrial Design Registrations | |
|-----|------------------------|---------------------------------|----------------------------|------------------|-------------|---------------------------------|-------------------------------|------------------|----------------|--|------|
| | | National ⁽¹⁾ 2002 | PCT ⁽²⁾ 2002 | National 2003 | PCT 2003 | National 2002 | Madrid ⁽³⁾ 2002 | National 2003 | Madrid 2003 | 2002 | 2003 |
| 1 | AFGHANISTAN | 0 | 0 | 0 | 0 | 0 | 0 | 1 | 0 | 0 | 0 |
| 2 | ARGENTINA | 0 | 0 | 0 | 0 | 9 | 0 | 11 | 0 | 0 | 0 |
| 3 | ARUBA | 0 | 0 | 0 | 0 | 3 | 0 | 25 | 0 | 0 | 0 |
| 4 | AUSTRALIA | 12 | 87 | 9 | 77 | 409 | 17 | 519 | 192 | 50 | 27 |
| 5 | AUSTRIA | 6 | 17 | 3 | 4 | 54 | 64 | 32 | 224 | 4 | 0 |
| 6 | BAHAMAS | 1 | 1 | 0 | 1 | 25 | 0 | 15 | 0 | 0 | 0 |
| 7 | BAHRAIN | 0 | 0 | 0 | 0 | 0 | 0 | 2 | 0 | 0 | 0 |
| 8 | BANGLADESH | 0 | 0 | 0 | 0 | 0 | 0 | 1 | 0 | 0 | 0 |
| 9 | BARBADOS | 0 | 0 | 0 | 1 | 3 | 0 | 22 | 0 | 0 | 0 |
| 10 | BELARUS | 0 | 0 | 0 | 0 | 1 | 0 | 0 | 0 | 0 | 0 |
| 11 | BELGIUM | 27 | 38 | 2 | 35 | 97 | 105 | 61 | 210 | 1 | 7 |
| 12 | BELIZE | 0 | 0 | 0 | 0 | 1 | 2 | 0 | 1 | 0 | 0 |
| 13 | BERMUDA | 1 | 0 | 0 | 1 | 66 | 0 | 104 | 0 | 0 | 0 |
| 14 | BRAZIL | 1 | 2 | 0 | 2 | 28 | 0 | 66 | 0 | 2 | 0 |
| 15 | BRITISH VIRGIN ISLANDS | 11 | 20 | 3 | 8 | 299 | 1 | 394 | 11 | 2 | 7 |
| 16 | BRITISH WEST INDIES | 0 | 0 | 0 | 0 | 1 | 0 | 1 | 0 | 0 | 0 |
| 17 | BRUNEI DARUSSALAM | 0 | 0 | 0 | 0 | 0 | 0 | 29 | 0 | 0 | 0 |
| 18 | BULGARIA | 0 | 0 | 0 | 0 | 1 | 0 | 2 | 7 | 0 | 1 |
| 19 | CAMBODIA | 0 | 0 | 0 | 0 | 1 | 0 | 0 | 0 | 0 | 0 |
| 20 | CANADA | 13 | 43 | 2 | 31 | 143 | 0 | 214 | 0 | 2 | 3 |
| 21 | CAYMAN ISLANDS | 0 | 0 | 0 | 2 | 63 | 1 | 51 | 0 | 0 | 0 |
| 22 | CHANNEL ISLANDS | 0 | 0 | 0 | 0 | 11 | 0 | 22 | 0 | 0 | 0 |
| 23 | CHILE | 0 | 0 | 0 | 0 | 8 | 0 | 24 | 0 | 0 | 0 |
| 24 | COLUMBIA | 0 | 0 | 0 | 0 | 2 | 0 | 2 | 0 | 0 | 0 |
| 25 | COOK ISLANDS | 0 | 0 | 0 | 0 | 5 | 0 | 2 | 0 | 0 | 0 |
| 26 | CROATIA | 0 | 2 | 0 | 1 | 1 | 0 | 1 | 0 | 0 | 0 |

cont'd

Footnote:

(1) National applications filed in Singapore.

(2) Patent Co-operation Treaty (PCT) applications that entered National Phase in Singapore.

(3) International applications filed under the Madrid Protocol with Singapore as the Designated Country.

3. BREAKDOWN OF NUMBER OF PATENT, TRADE MARK AND INDUSTRIAL DESIGN REGISTRATIONS IN 2002 AND 2003 ACCORDING TO COUNTRY OF APPLICANT

| No. | Country/Economy | No. of Patent Grants | | | | No. of Trade Mark Registrations | | | | No. of Industrial Design Registrations | |
|-----|-----------------|---------------------------------|----------------------------|------------------|-------------|---------------------------------|-------------------------------|------------------|----------------|--|------|
| | | National ⁽¹⁾ 2002 | PCT ⁽²⁾ 2002 | National 2003 | PCT 2003 | National 2002 | Madrid ⁽³⁾ 2002 | National 2003 | Madrid 2003 | 2002 | 2003 |
| 27 | CUBA | 0 | 4 | 0 | 0 | 7 | 0 | 6 | 6 | 0 | 0 |
| 28 | CYPRUS | 0 | 0 | 0 | 0 | 10 | 0 | 10 | 0 | 0 | 0 |
| 29 | CZECH REPUBLIC | 0 | 1 | 0 | 0 | 0 | 0 | 1 | 13 | 6 | 3 |
| 30 | CZECHOSLOVAKIA | 0 | 0 | 0 | 0 | 3 | 2 | 5 | 0 | 0 | 0 |
| 31 | DENMARK | 2 | 25 | 0 | 15 | 88 | 74 | 104 | 131 | 4 | 8 |
| 32 | DUTCH ANTILLES | 0 | 0 | 0 | 0 | 2 | 0 | 1 | 0 | 0 | 0 |
| 33 | EGYPT | 0 | 0 | 0 | 0 | 0 | 0 | 2 | 0 | 0 | 0 |
| 34 | ESTONIA | 0 | 0 | 0 | 0 | 0 | 1 | 0 | 1 | 0 | 0 |
| 35 | FIJI | 0 | 0 | 0 | 0 | 0 | 0 | 3 | 0 | 0 | 0 |
| 36 | FINLAND | 8 | 29 | 1 | 13 | 73 | 57 | 79 | 158 | 65 | 83 |
| 37 | FRANCE | 83 | 175 | 31 | 112 | 815 | 608 | 689 | 1,146 | 70 | 48 |
| 38 | GERMANY | 159 | 349 | 39 | 239 | 1,129 | 1,001 | 927 | 2,476 | 39 | 83 |
| 39 | GIBRALTAR | 2 | 0 | 0 | 1 | 6 | 2 | 2 | 2 | 0 | 0 |
| 40 | GREECE | 0 | 2 | 0 | 1 | 5 | 0 | 6 | 2 | 0 | 0 |
| 41 | HONG KONG SAR | 4 | 1 | 5 | 2 | 368 | 0 | 587 | 0 | 37 | 28 |
| 42 | HUNGARY | 0 | 1 | 1 | 0 | 5 | 1 | 5 | 19 | 0 | 0 |
| 43 | ICELAND | 0 | 0 | 0 | 0 | 1 | 2 | 0 | 0 | 0 | 0 |
| 44 | INDIA | 1 | 3 | 3 | 5 | 60 | 0 | 115 | 2 | 0 | 0 |
| 45 | INDONESIA | 0 | 1 | 0 | 0 | 96 | 0 | 149 | 0 | 2 | 6 |
| 46 | IRELAND | 2 | 8 | 0 | 12 | 51 | 1 | 72 | 22 | 0 | 4 |
| 47 | ISLE OF MAN | 0 | 0 | 0 | 0 | 5 | 0 | 25 | 0 | 0 | 24 |
| 48 | ISRAEL | 12 | 35 | 8 | 26 | 25 | 0 | 35 | 0 | 2 | 1 |
| 49 | ITALY | 17 | 31 | 4 | 33 | 309 | 267 | 225 | 855 | 44 | 45 |
| 50 | JAMAICA | 0 | 0 | 0 | 0 | 1 | 0 | 1 | 0 | 0 | 0 |
| 51 | JAPAN | 1,236 | 588 | 553 | 340 | 1,881 | 87 | 2,942 | 266 | 491 | 766 |

cont'd

Footnote:

(1) National applications filed in Singapore.

(2) Patent Co-operation Treaty (PCT) applications that entered National Phase in Singapore.

(3) International applications filed under the Madrid Protocol with Singapore as the Designated Country.

3. BREAKDOWN OF NUMBER OF PATENT, TRADE MARK AND INDUSTRIAL DESIGN REGISTRATIONS IN 2002 AND 2003 ACCORDING TO COUNTRY OF APPLICANT

| No. | Country/Economy | No. of Patent Grants | | | | No. of Trade Mark Registrations | | | | No. of Industrial Design Registrations | |
|-----|----------------------------|---------------------------------|----------------------------|------------------|-------------|---------------------------------|-------------------------------|------------------|----------------|--|------|
| | | National ⁽¹⁾ 2002 | PCT ⁽²⁾ 2002 | National 2003 | PCT 2003 | National 2002 | Madrid ⁽³⁾ 2002 | National 2003 | Madrid 2003 | 2002 | 2003 |
| 52 | JORDAN | 0 | 0 | 0 | 0 | 0 | 0 | 1 | 0 | 0 | 0 |
| 53 | KUWAIT | 1 | 0 | 0 | 0 | 1 | 0 | 1 | 0 | 0 | 0 |
| 54 | LATVIA | 0 | 0 | 0 | 0 | 0 | 2 | 0 | 1 | 0 | 0 |
| 55 | LEBANON | 0 | 0 | 0 | 0 | 1 | 0 | 2 | 0 | 0 | 0 |
| 56 | LIECHTENSTEIN | 3 | 4 | 1 | 1 | 43 | 9 | 69 | 60 | 12 | 14 |
| 57 | LITHUANIA | 0 | 0 | 0 | 0 | 0 | 0 | 1 | 0 | 0 | 0 |
| 58 | LUXEMBOURG | 4 | 6 | 1 | 4 | 41 | 18 | 63 | 66 | 0 | 0 |
| 59 | MALAYSIA | 4 | 1 | 1 | 0 | 301 | 0 | 509 | 0 | 17 | 21 |
| 60 | MALTA | 0 | 0 | 0 | 0 | 1 | 1 | 0 | 0 | 0 | 0 |
| 61 | MAURITIUS | 0 | 0 | 0 | 0 | 17 | 0 | 22 | 0 | 0 | 0 |
| 62 | MEXICO | 0 | 1 | 0 | 0 | 19 | 0 | 39 | 0 | 0 | 0 |
| 63 | MONACO | 0 | 1 | 0 | 2 | 5 | 20 | 6 | 14 | 0 | 0 |
| 64 | MOROCCO | 0 | 0 | 0 | 0 | 0 | 0 | 0 | 2 | 0 | 0 |
| 65 | MYANMAR | 0 | 0 | 0 | 0 | 1 | 0 | 0 | 0 | 0 | 0 |
| 66 | NETHERLANDS | 106 | 156 | 29 | 129 | 358 | 163 | 260 | 379 | 50 | 87 |
| 67 | NETHERLANDS ANTILLES | 12 | 13 | 15 | 4 | 14 | 2 | 34 | 3 | 0 | 0 |
| 68 | NEW ZEALAND | 1 | 13 | 0 | 13 | 70 | 1 | 148 | 0 | 3 | 4 |
| 69 | NORWAY | 3 | 28 | 0 | 16 | 37 | 15 | 27 | 54 | 6 | 5 |
| 70 | PAKISTAN | 0 | 0 | 0 | 0 | 5 | 0 | 2 | 0 | 0 | 0 |
| 71 | PANAMA | 0 | 1 | 0 | 0 | 5 | 0 | 7 | 0 | 0 | 0 |
| 72 | PARAGUAY | 0 | 0 | 0 | 0 | 0 | 2 | 0 | 0 | 0 | 0 |
| 73 | PEOPLE'S REPUBLIC OF CHINA | 3 | 7 | 4 | 4 | 158 | 67 | 190 | 100 | 6 | 6 |
| 74 | PHILIPPINES | 0 | 0 | 3 | 0 | 15 | 0 | 15 | 0 | 0 | 3 |
| 75 | POLAND | 0 | 0 | 0 | 2 | 4 | 5 | 7 | 10 | 0 | 0 |
| 76 | PORTUGAL | 0 | 0 | 0 | 0 | 9 | 17 | 19 | 26 | 2 | 0 |
| 77 | PUERTO RICO | 0 | 0 | 0 | 0 | 10 | 0 | 8 | 0 | 0 | 0 |
| 78 | REPUBLIC OF KOREA | 34 | 16 | 31 | 24 | 158 | 0 | 246 | 0 | 11 | 10 |

cont'd

Footnote:

(1) National applications filed in Singapore.

(2) Patent Co-operation Treaty (PCT) applications that entered National Phase in Singapore.

(3) International applications filed under the Madrid Protocol with Singapore as the Designated Country.

3. BREAKDOWN OF NUMBER OF PATENT, TRADE MARK AND INDUSTRIAL DESIGN REGISTRATIONS IN 2002 AND 2003 ACCORDING TO COUNTRY OF APPLICANT

| No. | Country/Economy | No. of Patent Grants | | | | No. of Trade Mark Registrations | | | | No. of Industrial Design Registrations | |
|-----|--------------------------|---------------------------------|----------------------------|------------------|-------------|---------------------------------|-------------------------------|------------------|----------------|--|------|
| | | National ⁽¹⁾ 2002 | PCT ⁽²⁾ 2002 | National 2003 | PCT 2003 | National 2002 | Madrid ⁽³⁾ 2002 | National 2003 | Madrid 2003 | 2002 | 2003 |
| 79 | REPUBLIC OF MOLDOVA | 0 | 0 | 0 | 0 | 0 | 0 | 0 | 2 | 0 | 0 |
| 80 | REPUBLIC OF YEMEN | 0 | 0 | 0 | 0 | 1 | 0 | 5 | 0 | 0 | 0 |
| 81 | ROMANIA | 0 | 0 | 0 | 0 | 1 | 0 | 0 | 8 | 0 | 0 |
| 82 | RUSSIAN FEDERATION | 0 | 1 | 1 | 3 | 1 | 19 | 1 | 40 | 0 | 0 |
| 83 | SAMOA | 0 | 0 | 0 | 0 | 1 | 0 | 1 | 0 | 0 | 0 |
| 84 | SAN MARINO | 0 | 0 | 0 | 0 | 1 | 0 | 0 | 0 | 0 | 0 |
| 85 | SAUDI ARABIA | 0 | 0 | 0 | 1 | 3 | 0 | 9 | 0 | 0 | 0 |
| 86 | SEYCHELLES | 0 | 0 | 0 | 0 | 6 | 0 | 1 | 0 | 0 | 0 |
| 87 | SINGAPORE | 195 | 48 | 135 | 40 | 3,387 | 1 | 5,735 | 0 | 230 | 465 |
| 88 | SLOVAKIA | 0 | 0 | 0 | 0 | 0 | 1 | 0 | 2 | 0 | 0 |
| 89 | SLOVENIA | 0 | 1 | 0 | 0 | 1 | 0 | 0 | 1 | 0 | 0 |
| 90 | SOUTH AFRICA | 0 | 10 | 0 | 6 | 37 | 0 | 51 | 0 | 0 | 0 |
| 91 | SPAIN | 3 | 8 | 0 | 7 | 107 | 68 | 114 | 175 | 3 | 3 |
| 92 | SRI LANKA | 0 | 0 | 0 | 0 | 12 | 0 | 10 | 0 | 0 | 0 |
| 93 | SWEDEN | 22 | 119 | 2 | 80 | 252 | 86 | 193 | 160 | 15 | 14 |
| 94 | SWITZERLAND | 170 | 126 | 59 | 96 | 859 | 729 | 623 | 1,442 | 80 | 83 |
| 95 | SYRIA | 0 | 0 | 0 | 0 | 0 | 0 | 2 | 0 | 0 | 0 |
| 96 | TAIWAN | 31 | 2 | 23 | 0 | 346 | 0 | 481 | 0 | 11 | 77 |
| 97 | THAILAND | 1 | 0 | 1 | 0 | 69 | 0 | 142 | 6 | 0 | 1 |
| 98 | TUNISIA | 0 | 0 | 0 | 0 | 0 | 0 | 2 | 0 | 0 | 0 |
| 99 | TURKEY | 0 | 0 | 0 | 0 | 1 | 10 | 6 | 46 | 0 | 0 |
| 100 | TURKS AND CAICOS ISLAND | 0 | 0 | 0 | 0 | 3 | 0 | 0 | 0 | 0 | 0 |
| 101 | UKRAINE | 0 | 2 | 0 | 0 | 0 | 0 | 0 | 2 | 0 | 0 |
| 102 | UNITED ARAB EMIRATES | 0 | 0 | 0 | 0 | 8 | 0 | 23 | 0 | 0 | 0 |
| 103 | UNITED KINGDOM | 82 | 279 | 24 | 161 | 1,409 | 216 | 1,425 | 466 | 82 | 90 |
| 104 | UNITED STATES OF AMERICA | 1,119 | 1,882 | 498 | 1,342 | 5,237 | 10 | 7,550 | 49 | 138 | 299 |
| 105 | VIETNAM | 0 | 0 | 0 | 0 | 4 | 0 | 18 | 0 | 0 | 0 |
| 106 | UNKNOWN | 0 | 0 | 0 | 0 | 0 | 0 | 7 | 0 | 0 | 7 |

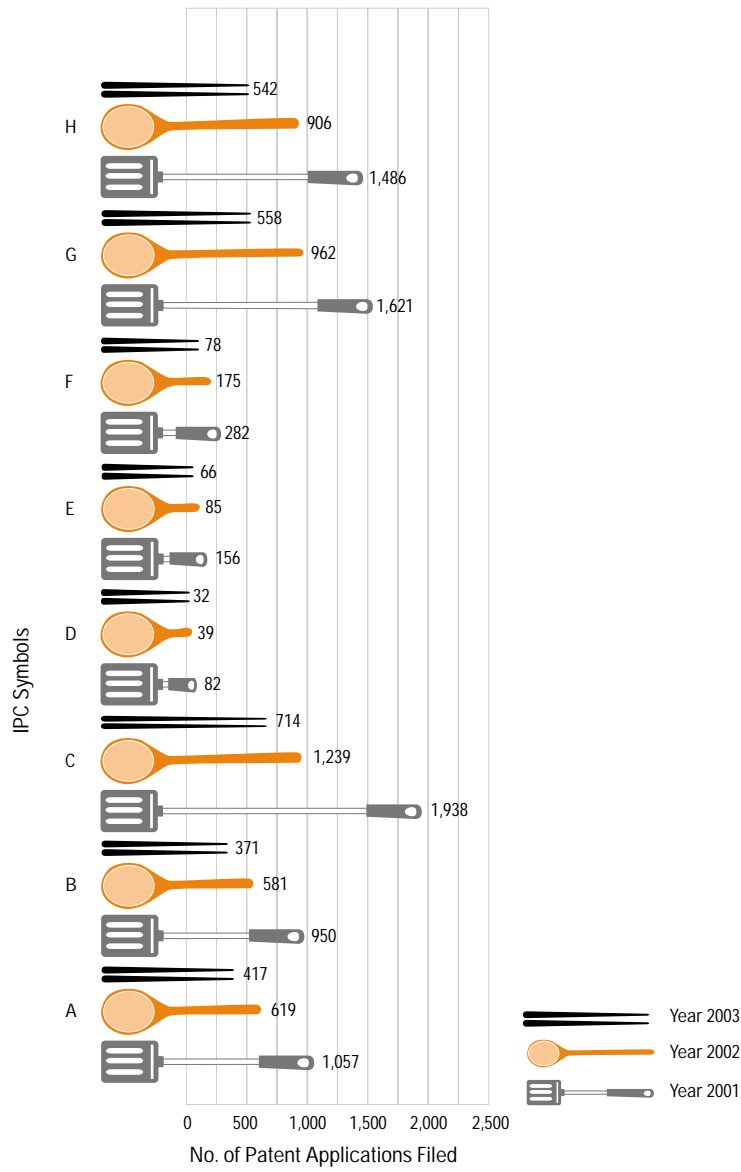
Footnote:

(1) National applications filed in Singapore.

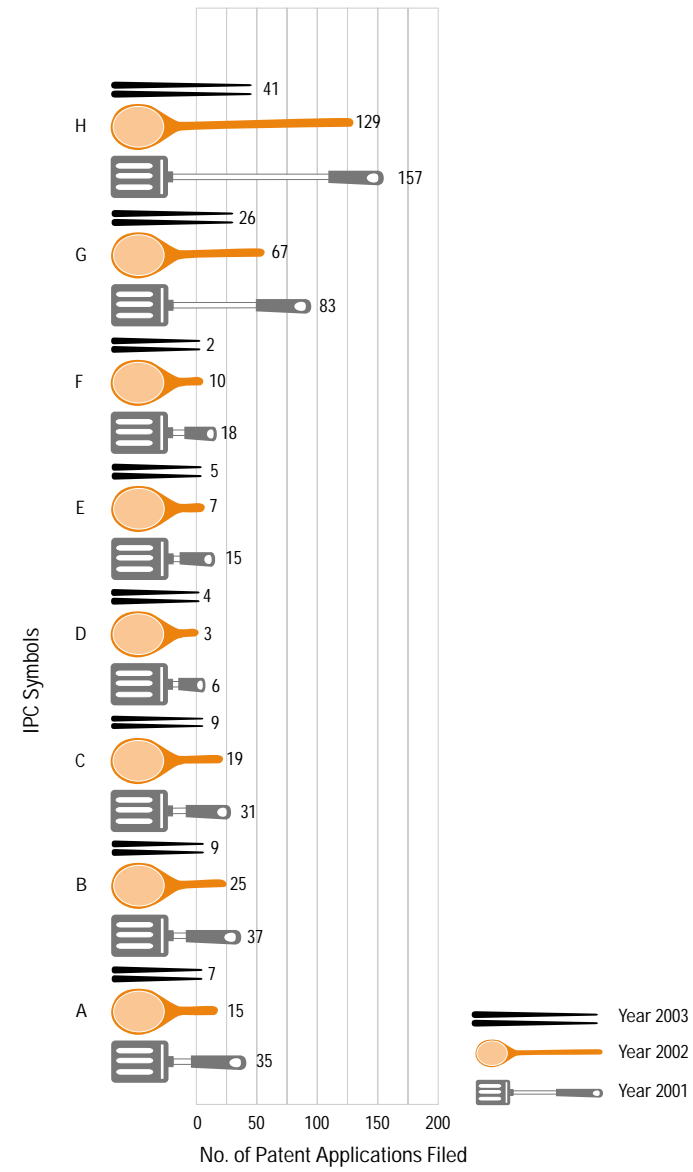
(2) Patent Co-operation Treaty (PCT) applications that entered National Phase in Singapore.

(3) International applications filed under the Madrid Protocol with Singapore as the Designated Country.

NUMBER OF PATENT APPLICATIONS FILED BY LOCAL-BASED AND FOREIGN-BASED ENTITIES ACCORDING TO IPC SYMBOLS



NUMBER OF PATENT APPLICATIONS FILED BY LOCAL-BASED ENTITIES ACCORDING TO IPC SYMBOLS



IPC SYMBOLS EXPLAINED

| | |
|----------|--|
| A | Human Necessities E.g. Agriculture; Foodstuff; Tobacco; Personal or Domestic Articles; Health; Amusement |
| B | Performing Operations; Transporting E.g. Physical or Chemical Processes or Apparatus in General; Crushing, Pulverising, or Disintegrating; Hand cutting tools; Vehicles in general; Writing or Drawing Implements; Decorative Arts |
| C | Chemistry; Metallurgy E.g. Inorganic & Organic Chemistry; Treatment of Water, Wastes, Biochemistry; Beer; Spirits; Wine; Vinegar; Microbiology; Genetic Engineering |
| D | Textiles; Paper E.g. Yarns; Braiding; Lace-Making; Knitting; Trimmings; Non-Woven Fabrics; Treatment of Textiles; Paper Making |
| E | Fixed Constructions Construction of Roads, Railways or Bridges; Hydraulic Engineering; Locks; Keys; Window or Door Fittings; Earth or Rock Drilling |
| F | Mechanical Engineering; Lighting; Heating; Weapons; Blasting E.g. Machines or Engines in general; Combustion Apparatus; Ammunition |
| G | Physics E.g. Optics; Photography; Horology; Musical Instruments; Nuclear Physics; Nuclear Engineering |
| H | Electricity E.g. Basic Electric Elements; Electric Communication Techniques |

Notes:

Possible for the same patent application to have more than one IPC Class, e.g. Class A and C.

Applications for which the search/examination processes are not due/completed are not classified according to IPC symbols and not reflected in the data.

NUMBER OF TRADE MARK APPLICATIONS FILED BY LOCAL-BASED AND FOREIGN-BASED ENTITIES ACCORDING TO CLASSES

| Class | Goods | Applications filed in | |
|-----------|---|-----------------------|-------|
| | | 2002 | 2003 |
| 01 | Chemicals used in industry, science and photography, as well as in agriculture, horticulture and forestry; unprocessed artificial resins, unprocessed plastics; manures; fire extinguishing compositions; tempering and soldering preparations; chemical substances for preserving foodstuffs; tanning substances; adhesives used in industry | 392 | 455 |
| 02 | Paints, varnishes, lacquers; preservatives against rust and against deterioration of wood; colorants; mordants; raw natural resins; metals in foil and powder form for painters, decorators, printers and artists | 141 | 167 |
| 03 | Bleaching preparations and other substances for laundry use; cleaning, polishing, scouring and abrasive preparations; soaps; perfumery, essential oils, cosmetics, hair lotions; dentifrices | 1,188 | 1,353 |
| 04 | Industrial oils and greases; lubricants; dust absorbing, wetting and binding compositions; fuels (including motor spirit) and illuminants; candles and wicks for lighting | 136 | 142 |
| 05 | Pharmaceutical and veterinary preparations; sanitary preparations for medical purposes; dietetic substances adapted for medical use, food for babies; plasters, materials for dressings; material for stopping teeth, dental wax; disinfectants; preparations for destroying vermin; fungicides, herbicides | 1,347 | 1,217 |

cont'd

| Class | Goods | Applications filed in | |
|-------|---|-----------------------|-------|
| | | 2002 | 2003 |
| 06 | Common metals and their alloys; metal building materials; transportable buildings of metal; materials of metal for railway tracks; non-electric cables and wires of common metal; ironmongery, small items of metal hardware; pipes and tubes of metal; safes; goods of common metal not included in other classes; ores | 254 | 297 |
| 07 | Machines and machine tools; motors and engines (except for land vehicles); machine coupling and transmission components (except for land vehicles); agricultural implements other than hand-operated; incubators for eggs | 480 | 547 |
| 08 | Hand tools and implements (hand-operated); cutlery; side arms; razors | 124 | 122 |
| 09 | Scientific, nautical, surveying, photographic, cinematographic, optical, weighing, measuring, signalling, checking (supervision), life-saving and teaching apparatus and instruments; apparatus and instruments for conducting, switching, transforming, accumulating, regulating or controlling electricity; apparatus for recording, transmission or reproduction of sound or images; magnetic data carriers, recording discs; automatic vending machines and mechanisms for coin-operated apparatus; cash registers, calculating machines, data processing equipment and computers; fire-extinguishing apparatus | 2,358 | 2,333 |
| 10 | Surgical, medical, dental and veterinary apparatus and instruments, artificial limbs, eyes and teeth; orthopedic articles; suture materials | 369 | 366 |
| 11 | Apparatus for lighting, heating, steam generating, cooking, refrigerating, drying, ventilating, water supply and sanitary purposes | 434 | 512 |
| 12 | Vehicles; apparatus for locomotion by land, air or water | 359 | 359 |
| 13 | Firearms; ammunition and projectiles; explosives; fireworks | 26 | 18 |

cont'd

| Class | Goods | Applications filed in | |
|-------|---|-----------------------|-------|
| | | 2002 | 2003 |
| 14 | Precious metals and their alloys and goods in precious metals or coated therewith, not included in other classes; jewellery, precious stones; horological and chronometric instruments | 489 | 514 |
| 15 | Musical instruments | 33 | 34 |
| 16 | Paper, cardboard and goods made from these materials, not included in other classes; printed matter; bookbinding material; photographs; stationery; adhesives for stationery or household purposes; artists' materials; paint brushes; typewriters and office requisites (except furniture); instructional and teaching material (except apparatus); plastic materials for packaging (not included in other classes); printers' type; printing blocks | 964 | 1,038 |
| 17 | Rubber, gutta-percha, gum, asbestos, mica and goods made from these materials and not included in other classes; plastics in extruded form for use in manufacture; packing, stopping and insulating materials; flexible pipes, not of metal | 178 | 213 |
| 18 | Leather and imitations of leather, and goods made of these materials and not included in other classes; animal skins, hides; trunks and travelling bags; umbrellas, parasols and walking sticks; whips, harness and saddlery | 498 | 550 |
| 19 | Building materials (non-metallic); non-metallic rigid pipes for building; asphalt, pitch and bitumen; non-metallic transportable buildings; monuments, not of metal | 171 | 193 |
| 20 | Furniture, mirrors, picture frames; goods (not included in other classes) of wood, cork, reed, cane, wicker, horn, bone, ivory, whalebone, shell, amber, mother-of-pearl, meerschaum and substitutes for all these materials, or of plastics | 276 | 281 |
| 21 | Household or kitchen utensils and containers (not of precious metal or coated therewith); combs and sponges; brushes (except paint brushes); brush-making materials; articles for cleaning purposes; steelwool; unworked or semi-worked glass (except glass used in building); glassware, porcelain and earthenware not included in other classes | 232 | 322 |
| 22 | Ropes, string, nets, tents, awnings, tarpaulins, sails, sacks and bags (not included in other classes); padding and stuffing materials (except of rubber or plastics); raw fibrous textile materials | 45 | 36 |

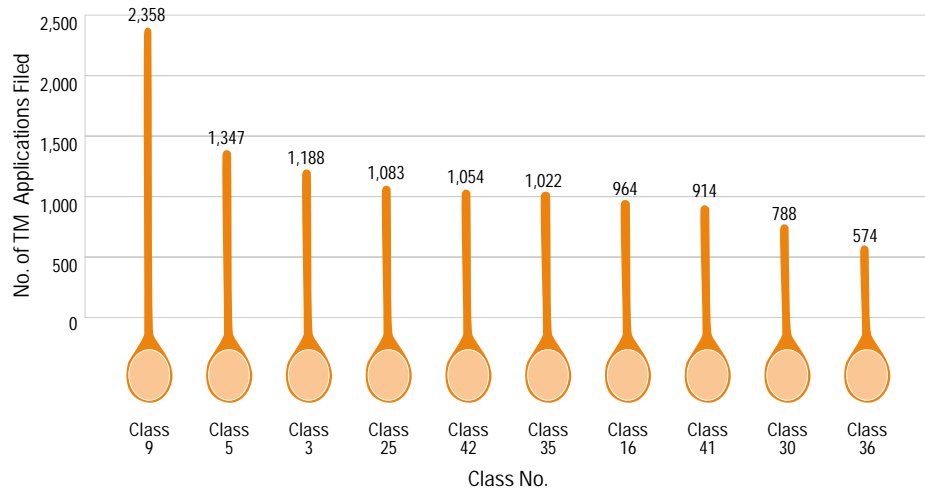
cont'd

| Class | Goods | Applications filed in | |
|-------|--|-----------------------|-------|
| | | 2002 | 2003 |
| 23 | Yarns and threads, for textile use | 25 | 31 |
| 24 | Textiles and textile goods, not included in other classes; bed and table covers | 204 | 206 |
| 25 | Clothing, footwear, headgear | 1,083 | 1,147 |
| 26 | Lace and embroidery, ribbons and braid; buttons, hooks and eyes, pins and needles; artificial flowers | 58 | 54 |
| 27 | Carpets, rugs, mats and matting, linoleum and other materials for covering existing floors; wall hangings (non-textile) | 50 | 64 |
| 28 | Games and playthings; gymnastic and sporting articles not included in other classes; decorations for Christmas trees | 551 | 472 |
| 29 | Meat, fish, poultry and game; meat extracts; preserved, dried and cooked fruits and vegetables; jellies, jams; compotes; eggs, milk and milk products; edible oils and fats | 482 | 578 |
| 30 | Coffee, tea, cocoa, sugar, rice, tapioca, sago, artificial coffee; flour and preparations made from cereals, bread, pastry and confectionery, ices; honey, treacle; yeast, baking-powder; salt, mustard; vinegar, sauces (condiments); spices; ice | 788 | 886 |
| 31 | Agricultural, horticultural and forestry products and grains not included in other classes; live animals; fresh fruits and vegetables; seeds, natural plants and flowers; foodstuffs for animals; malt | 122 | 171 |
| 32 | Beers; mineral and aerated waters and other non-alcoholic drinks; fruit drinks and fruit juices; syrups and other preparations for making beverages | 356 | 438 |
| 33 | Alcoholic beverages (except beers) | 257 | 282 |
| 34 | Tobacco; smokers' articles; matches | 177 | 155 |
| 35 | Advertising; business management; business administration; office functions | 1,022 | 1,147 |
| 36 | Insurance; financial affairs; monetary affairs; real estate affairs | 574 | 522 |
| 37 | Building construction; repair; installation services | 370 | 400 |
| 38 | Telecommunications | 505 | 529 |
| 39 | Transport; packaging and storage of goods; travel arrangement | 309 | 307 |
| 40 | Treatment of materials | 158 | 218 |
| 41 | Education; providing of training; entertainment; sporting and cultural activities | 914 | 977 |

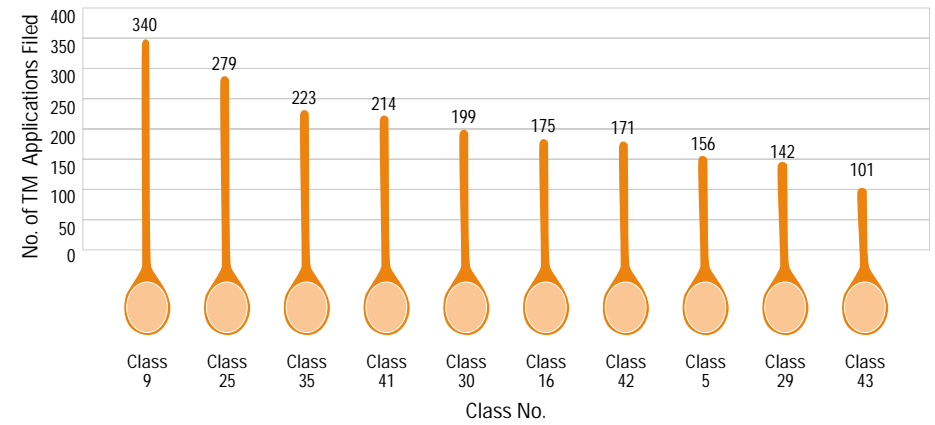
cont'd

| Class | Goods | Applications filed in | |
|-------|---|-----------------------|------|
| | | 2002 | 2003 |
| 42 | Scientific and technological services and research and design relating thereto; industrial analysis and research services; design and development of computer hardware and software; legal services | 1,054 | 972 |
| 43 | Services for providing food and drink; temporary accommodation | 294 | 363 |
| 44 | Medical services; veterinary services; hygienic and beauty care for human beings or animals; agriculture, horticulture and forestry services | 164 | 227 |
| 45 | Personal and social services rendered by others to meet the needs of individuals; security services for the protection of property and individuals | 64 | 71 |

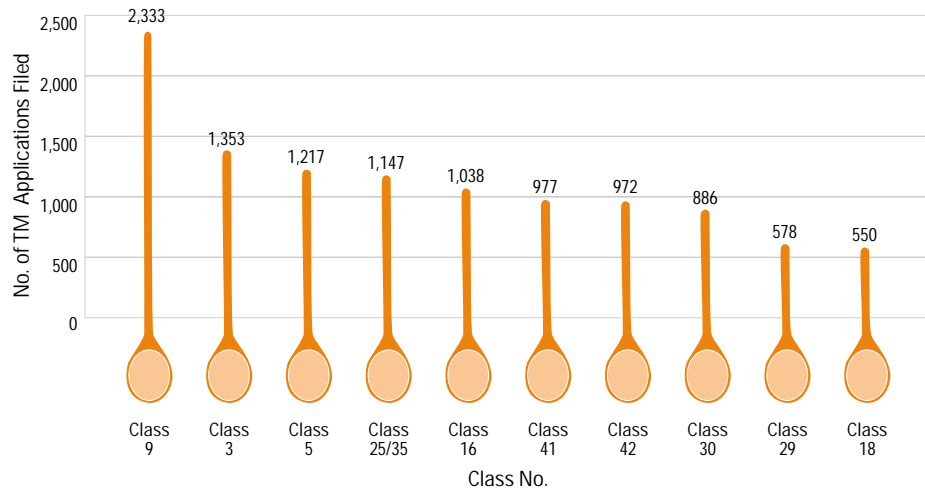
TOP 10 TRADE MARK CLASSES FILED IN 2002 BY LOCAL-BASED AND FOREIGN-BASED ENTITIES



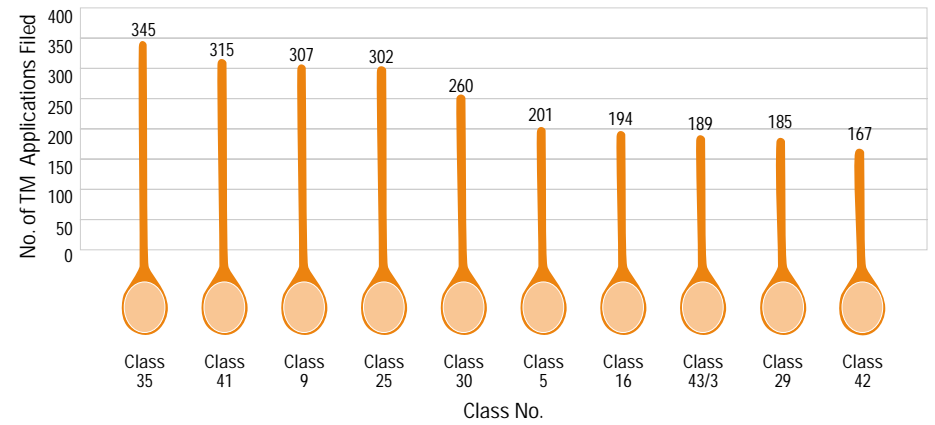
TOP 10 TRADE MARK CLASSES FILED IN 2002 BY LOCAL-BASED ENTITIES



TOP 10 TRADE MARK CLASSES FILED IN 2003 BY LOCAL-BASED AND FOREIGN-BASED ENTITIES



TOP 10 TRADE MARK CLASSES FILED IN 2003 BY LOCAL-BASED ENTITIES



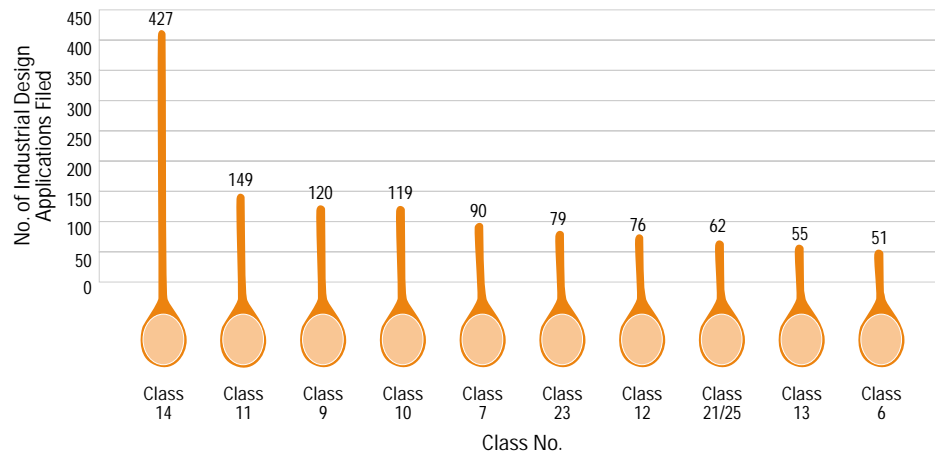
**NUMBER OF INDUSTRIAL DESIGN APPLICATIONS FILED
BY LOCAL-BASED AND FOREIGN-BASED ENTITIES
ACCORDING TO CLASSES**

| Class | Goods | Applications filed in | |
|-------|--|-----------------------|------|
| | | 2002 | 2003 |
| 01 | Foodstuffs | 6 | 1 |
| 02 | Articles of clothing and haberdashery | 23 | 18 |
| 03 | Travel goods, cases, parasols and personal belongings, not elsewhere specified | 24 | 30 |
| 04 | Brushware | 37 | 35 |
| 05 | Textile Piecegoods, Artificial and Natural Sheet Material | 12 | 4 |
| 06 | Furnishing | 51 | 39 |
| 07 | Household goods, not elsewhere specified | 90 | 79 |
| 08 | Tools and hardware | 46 | 81 |
| 09 | Packages and containers for the transport or handling of goods | 120 | 195 |
| 10 | Clocks and watches and other measuring instruments, checking and signalling instruments | 119 | 127 |
| 11 | Articles of adornment | 149 | 402 |
| 12 | Means of transport or hoisting | 76 | 53 |
| 13 | Equipment for production, distribution or transformation of electricity | 55 | 73 |
| 14 | Recording, communication or information retrieval equipment | 427 | 580 |
| 15 | Machines, not elsewhere specified | 38 | 36 |
| 16 | Photographic, cinematographic and optical apparatus | 50 | 59 |
| 17 | Musical instruments | 4 | 0 |
| 18 | Printing and office machinery | 11 | 12 |
| 19 | Stationery and Office equipment, artists and teaching materials | 46 | 32 |
| 20 | Sales and advertising equipment, signs | 5 | 14 |
| 21 | Games, toys, tents and sports goods | 62 | 39 |
| 22 | Arms, pyrotechnic articles, articles for hunting, fishing and pest killing | 3 | 3 |
| 23 | Fluid distribution equipment, sanitary heating, ventilation and air-conditioning equipment, solid fuel | 79 | 88 |
| 24 | Medical and laboratory equipment | 23 | 31 |
| 25 | Building units and construction elements | 62 | 30 |
| 26 | Lighting apparatus | 45 | 35 |
| 27 | Tobacco and smokers' supplies | 5 | 4 |

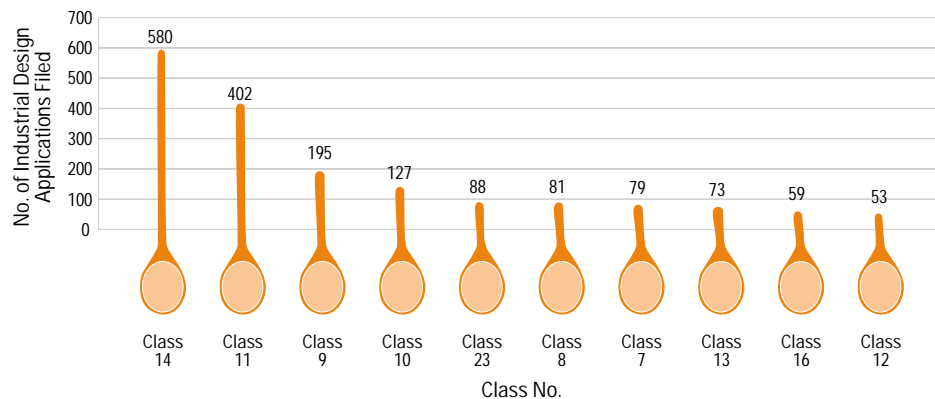
cont'd

| Class | Goods | Applications filed in | |
|-------|--|-----------------------|------|
| | | 2002 | 2003 |
| 28 | Pharmaceutical and cosmetic products, toilet articles and apparatus | 50 | 43 |
| 29 | Devices and equipment against fire hazards, for accident prevention and for rescue | 3 | 0 |
| 30 | Articles for the care and handling of animals | 17 | 10 |
| 31 | Machines and appliances for preparing food or drink, not elsewhere specified | 10 | 6 |
| 99 | Miscellaneous | 21 | 27 |

TOP 10 INDUSTRIAL DESIGN CLASSES FILED IN 2002 BY LOCAL-BASED ENTITIES



TOP 10 INDUSTRIAL DESIGN CLASSES FILED IN 2003 BY LOCAL-BASED ENTITIES



Note: All statistics are based on calendar year.

FINANCIAL STATEMENTS

FOR THE FINANCIAL YEAR ENDED 31 MARCH 2004

INTELLECTUAL PROPERTY OFFICE OF SINGAPORE

[Established under the Intellectual Property Office of Singapore Act 2001 (No.3 of 2001)]

CONTENTS

| | |
|-----|---|
| 112 | Auditors' Report |
| 113 | Income and Expenditure Statement |
| 115 | Balance Sheet |
| 117 | Statement of Changes in Accumulated Surplus |
| 118 | Cash Flow Statement |
| 119 | Notes to the Financial Statement |

AUDITORS' REPORT TO THE BOARD OF DIRECTORS OF INTELLECTUAL PROPERTY OFFICE OF SINGAPORE

[Established under the Intellectual Property Office of Singapore Act 2001
(No. 3 of 2001)]

We have audited the financial statements of the Intellectual Property Office of Singapore (the "Office") set out on pages 113 to 130. These financial statements are the responsibility of the Office's management. Our responsibility is to express an opinion on these financial statements based on our audit.

We conducted our audit in accordance with Singapore Standards on Auditing. Those Standards require that we plan and perform the audit to obtain reasonable assurance about whether the financial statements are free of material misstatement. An audit includes examining, on a test basis, evidence supporting the amounts and disclosures in the financial statements. An audit also includes assessing the accounting principles used and significant estimates made by management, as well as evaluating the overall financial statement presentation. We believe that our audit provides a reasonable basis for our opinion.

In our opinion,

(a) the accompanying financial statements are properly drawn up in accordance with the provisions of the Intellectual Property Office of Singapore Act 2001 (No. 3 of 2001) (the "Act") and Singapore Financial Reporting Standards so as to give a true and fair view of the state of affairs of the Office as at 31 March 2004, and the results, changes in accumulated surplus and cash flows of the Office for the financial year then ended; and

(b) the accounting and other records required by the Act to be kept by the Office have been properly kept in accordance with the provisions of the Act.

During the course of our audit, nothing came to our notice that caused us to believe that the receipts, expenditure, and investment of monies and the acquisition and disposal of assets by the Office during the financial year were not in accordance with the Act.



Certified Public Accountants

Singapore

Date: 13 July 2004

INTELLECTUAL PROPERTY OFFICE OF SINGAPORE

INCOME AND EXPENDITURE STATEMENT

For the financial year ended 31 March 2004

| | Note | 2004 \$ | 2003 \$ |
|--|------|---------------------|---------------------|
| Operating Income | | | |
| Registration fees | 3 | 20,060,142 | 20,883,347 |
| Other fees and charges | | 306,463 | 232,889 |
| | | <u>20,366,605</u> | <u>21,116,236</u> |
| Operating Expenditure | | | |
| Salaries, wages and staff benefits | 4 | (7,525,513) | (7,196,457) |
| Maintenance of office premises and computers | | (4,836,440) | (4,858,451) |
| Rental of office premises | | (2,681,189) | (2,758,069) |
| General and administrative expenses | | (2,811,519) | (3,187,752) |
| Depreciation of fixed assets | | (3,403,909) | (3,362,827) |
| | | <u>(21,258,570)</u> | <u>(21,363,556)</u> |
| Operating deficit | 5 | (891,965) | (247,320) |
| Non-operating income | | | |
| Interest income | | 83,214 | 78,769 |
| Non-operating expense | | | |
| Interest expense | | - | (109,505) |
| Non-operating income (deficit) | | 83,214 | (30,736) |
| Net deficit before grants and contribution to Consolidated Fund | | (808,751) | (278,056) |

The accompanying notes form an integral part of these financial statements.

INTELLECTUAL PROPERTY OFFICE OF SINGAPORE

INCOME AND EXPENDITURE STATEMENT (cont'd)

For the financial year ended 31 March 2004

| | Note | 2004 \$ | 2003 \$ |
|---|------|------------------|------------------|
| Grants | | | |
| Operating grants – others | | 419,483 | 143,007 |
| Deferred capital grants amortised | | | |
| – Government | 6 | 1,748,126 | 2,079,441 |
| – Infocomm Development Authority of Singapore | 7 | 130,322 | 142,526 |
| – Agency for Science, Technology and Research | 8 | 81,000 | 81,382 |
| | | <u>2,378,931</u> | <u>2,446,356</u> |
| Net surplus before contribution to Consolidated Fund | | 1,570,180 | 2,168,300 |
| Contribution to Consolidated Fund | 15 | (314,036) | (477,026) |
| Net surplus for the year | | <u>1,256,144</u> | <u>1,691,274</u> |



Professor Hang Chang Chieh
Chairman



Ms Liew Woon Yin
Director-General

The accompanying notes form an integral part of these financial statements.

INTELLECTUAL PROPERTY OFFICE OF SINGAPORE

BALANCE SHEET

For the financial year ended 31 March 2004

| | Note | 2004 \$ | 2003 \$ |
|---|------|-------------------|-------------------|
| Accumulated surplus | | 8,483,464 | 7,227,320 |
| Deferred capital grants | | | |
| Government | 6 | 7,734,384 | 8,276,529 |
| Infocomm Development Authority of Singapore | 7 | 464,334 | 464,256 |
| Agency for Science, Technology and Research | 8 | 243,000 | 324,000 |
| | | 8,441,718 | 9,064,785 |
| Strategic Manpower Conversion Programme (Intellectual Property) Fund | 9 | 416,272 | 416,000 |
| | | <u>17,341,454</u> | <u>16,708,105</u> |
| Current assets | | | |
| Cash and bank balances | | 2,021,088 | 3,877,649 |
| Fixed deposits with financial institutions | | 13,890,561 | 10,349,000 |
| Trade debtors | 10 | 1,054,429 | 1,217,759 |
| Other debtors | 11 | 828,242 | 1,314,503 |
| | | <u>17,794,320</u> | <u>16,758,911</u> |
| Non-current assets | | | |
| Fixed assets | 12 | 13,844,664 | 14,266,203 |
| Total assets | | <u>31,638,984</u> | <u>31,025,114</u> |
| Less: | | | |
| Current liabilities | | | |
| Trade creditors | | 1,559,181 | 1,195,280 |
| Other liabilities | 13 | 832,987 | 897,915 |
| Grants received in advance | | 187,241 | 1,199,321 |
| Deferred revenue | 14 | 577,764 | 419,789 |
| Provision for contribution to Consolidated Fund | 15 | 314,036 | 477,026 |
| Patent deposits | 16 | 6,345,611 | 7,147,200 |
| | | <u>9,816,820</u> | <u>11,336,351</u> |

The accompanying notes form an integral part of these financial statements.

INTELLECTUAL PROPERTY OFFICE OF SINGAPORE

BALANCE SHEET (cont'd)

For the financial year ended 31 March 2004

| | Note | 2004 \$ | 2003 \$ |
|---|------|-------------------|-------------------|
| Non-current liability | | | |
| Deferred revenue | 14 | 4,896,982 | 3,396,478 |
| Total liabilities | | <u>14,713,802</u> | <u>14,733,009</u> |
| Net assets of the Office | | 16,925,182 | 16,292,105 |
| Net assets of Strategic Manpower Conversion Programme (Intellectual Property) Fund | | 416,272 | 416,000 |
| | | <u>17,341,454</u> | <u>16,708,105</u> |



Professor Hang Chang Chieh
Chairman



Ms Liew Woon Yin
Director-General

INTELLECTUAL PROPERTY OFFICE OF SINGAPORE

STATEMENT OF CHANGES IN ACCUMULATED SURPLUS

For the financial year ended 31 March 2004

| | Accumulated Surplus \$ |
|---------------------------------|---------------------------|
| Balance at 1 April 2002 | 5,536,046 |
| Net surplus for the year | 1,691,274 |
| Balance at 31 March 2003 | <u>7,227,320</u> |
| Net surplus for the year | 1,256,144 |
| Balance at 31 March 2004 | <u>8,483,464</u> |

The accompanying notes form an integral part of these financial statements.

The accompanying notes form an integral part of these financial statements.

INTELLECTUAL PROPERTY OFFICE OF SINGAPORE

CASH FLOW STATEMENT

For the financial year ended 31 March 2004

| | Note | 2004 \$ | 2003 \$ |
|--|------|--------------------|--------------------|
| Cash flows from operating activities | | | |
| Deficit before grants and contribution to Consolidated Fund | | (808,751) | (278,056) |
| Adjustments for: | | | |
| Depreciation of fixed assets | | 3,403,909 | 3,362,827 |
| Loss on disposal of fixed assets | | 20,056 | 220,316 |
| Interest expense | | - | 109,505 |
| Interest income | | (83,214) | (78,769) |
| Surplus before working capital changes | | <u>2,532,000</u> | <u>3,335,823</u> |
| Decrease (Increase) in trade and other debtors | | 649,591 | (549,321) |
| Increase (Decrease) in trade creditors and other Liabilities | | 298,973 | (192,953) |
| Increase in deferred revenue | | 1,658,479 | 1,873,624 |
| (Decrease) Increase in patent deposits | | (801,589) | 142,413 |
| Contribution to Consolidated Fund | | <u>(477,026)</u> | <u>(1,796,466)</u> |
| Cash generated from operations | | <u>3,860,428</u> | <u>2,813,120</u> |
| Interest paid | | - | (109,505) |
| Interest received | | 83,214 | 78,769 |
| Net cash generated from operations | | <u>3,943,642</u> | <u>2,782,384</u> |
| Cash flows from investing activities | | | |
| Payments for purchase of fixed assets | | (3,002,526) | (4,584,803) |
| Proceeds from disposal of fixed assets | | 100 | 300 |
| Net cash used in investing activities | | <u>(3,002,426)</u> | <u>(4,584,503)</u> |
| Cash flows from financing activities | | | |
| Repayment of loans from Ministry of Finance | | - | (6,566,388) |
| Grants received | | 743,784 | 3,379,746 |
| Cash generated from (used in) financing activities | | <u>743,784</u> | <u>(3,186,642)</u> |
| Net increase (decrease) in cash and cash equivalents | | 1,685,000 | (4,988,761) |
| Cash and cash equivalents at the beginning of the year | | 14,226,649 | 19,215,410 |
| Cash and cash equivalents at the end of the year 17 | | <u>15,911,649</u> | <u>14,226,649</u> |

The accompanying notes form an integral part of these financial statements.

INTELLECTUAL PROPERTY OFFICE OF SINGAPORE

NOTES TO THE FINANCIAL STATEMENT

For the financial year ended 31 March 2004

The following notes are an integral part of and should be read in conjunction with the accompanying financial statements.

1. Principal activities

The Intellectual Property Office of Singapore (the "Office"), officially established under the Intellectual Property Office of Singapore Act 2001 (No. 3 of 2001) on 1 April 2001, is domiciled in Singapore. The Office is situated at:

51 Bras Basah Road #04-01
Plaza By The Park
Singapore 189554

The principal activities of the Office are:

- (a) administering the systems of protection of intellectual property ("IP") in Singapore;
- (b) formulating and reviewing of IP rights policies and legislations;
- (c) maintaining and disseminating of IP information and documents;
- (d) representing the Government internationally on IP matters;
- (e) nurturing and training of IP agents;
- (f) co-operating with other organisations and IP offices on IP programmes; and
- (g) promoting the awareness and effective use of IP rights.

2. Significant accounting policies

(a) Basis of preparation

The financial statements, expressed in Singapore dollars, are prepared under the historical cost convention and are prepared in accordance with Singapore Financial Reporting Standards ("FRS") and Interpretations of Financial Reporting Standards ("INT FRS").

INTELLECTUAL PROPERTY OFFICE OF SINGAPORE

NOTES TO THE FINANCIAL STATEMENT

For the financial year ended 31 March 2004

2. Significant accounting policies (continued)

The office has adopted all the applicable new/revised FRS and INT FRS which became effective during the financial year. The adoption of the new/revised FRS and INT FRS does not affect the results of the current or prior periods.

(b) Revenue recognition

Registration income is recognised when the registration service has been rendered.

Other fees and charges comprise of regulatory charges, conference and workshop service charges and membership fees.

Interest income is recognised on an accrual basis.

(c) Retirement benefit costs

Payments to defined contribution retirement benefit plans (including state-managed retirement benefit schemes such as the Singapore Central Provident Fund) are charged as an expense when incurred.

(d) Grants

Government grants for the purchase or construction of depreciable assets are taken to the Grants Received in Advance Account when received and transferred to the Deferred Capital Grants Account as and when they are utilised.

Deferred grants are recognised in the Income and Expenditure Statement over the periods necessary to match the depreciation of the assets purchased, constructed or donated with the related grants. Upon the disposal of these assets, the balance of the related deferred capital grants are recognised in the Income and Expenditure Statement to match the net book value of the assets disposed.

Grants received to meet the current financial year's operating expenses are recognised as income in the same year.

INTELLECTUAL PROPERTY OFFICE OF SINGAPORE

NOTES TO THE FINANCIAL STATEMENT

For the financial year ended 31 March 2004

2. Significant accounting policies (continued)

(d) Grants (continued)

Both operating and capital grants are accounted for on an accrual basis

(e) Agency Funds

Agency funds such as the Strategic Manpower Conversion Programme (Intellectual Property) Fund are set up to account for monies held in trust for external parties. The income and expenditure of agency funds are taken directly to the fund and the net assets relating to the funds are shown as separate line items in the balance sheet of the Office.

The income, expenditure, assets and liabilities of agency funds are accounted for on an accrual basis.

(f) Financial assets

Financial assets include cash and bank balances, trade and other debtors. Trade and other debtors are stated at their nominal values as reduced by appropriate allowances for estimated irrecoverable amounts.

(g) Financial liabilities

Financial liabilities include trade creditors and other liabilities. Trade and other payables are stated at their nominal values.

(h) Trade debtors

Trade debtors are carried at anticipated realisable values. Bad debts are written off and specific allowances are made for those debts considered to be doubtful.

(i) Cash and cash equivalents

For the purposes of the cash flow statement, cash and cash equivalents comprise fixed deposits with financial institutions, cash and bank balances.

INTELLECTUAL PROPERTY OFFICE OF SINGAPORE

NOTES TO THE FINANCIAL STATEMENT

For the financial year ended 31 March 2004

2. Significant accounting policies (continued)

(j) Fixed assets and depreciation

Fixed assets are stated at cost less accumulated depreciation. Fixed assets held and utilised by the Office while it was a department of the Ministry of Law before its establishment as a statutory board were transferred at net book value to the Office on 1 April 2001 and depreciated over their remaining useful lives.

Fixed assets are depreciated using the straight-line method to write off the cost of the assets over their estimated useful lives as follows:

| | <u>Years</u> |
|--|--------------|
| Office equipment, furniture and fittings | 5 to 8 |
| Computer equipment and software | 3 to 5 |

No depreciation is charged on development projects-in-progress.

Fixed asset costing less than \$2,000 per item is charged to the Income and Expenditure Statement in the year of purchase.

(k) Foreign currencies

Transactions in foreign currencies during the financial year are converted to Singapore dollars at the rates of exchange prevailing on the transaction dates. Realised and unrealised exchange differences are taken to the Income and Expenditure Statement.

(l) Provisions

Provisions are recognised when the Office has a present obligation as a result of a past event where it is probable that it will result in an outflow of economic benefits that can be reasonably estimated.

Employee leave entitlement

Employee entitlements to annual leave are recognised when they accrue to employees. An accrual is made for the estimated liability for annual leave as a result of services rendered by employees up to the balance sheet date.

INTELLECTUAL PROPERTY OFFICE OF SINGAPORE

NOTES TO THE FINANCIAL STATEMENT

For the financial year ended 31 March 2004

2. Significant accounting policies (continued)

(m) Financial risk management

(i) Credit risk

The Office has no significant concentration of credit risk. Collection is made up front for majority of the services rendered.

(ii) Interest rate risk

The Office's income and operating cashflows are substantially independent of changes in market interest rates. The Office maintains all its interest bearing assets and borrowings at market rates.

(iii) Currency Risk

The currency risk arises mainly from collections for Madrid applications through the World Intellectual Property Office and payments for search and examination by international search authorities. The office manages the risk by purchase of foreign exchange contracts where appropriate.

(iv) Liquidity risk

The Office achieves prudent liquidity risk management by maintaining sufficient cash and cash equivalents.

(v) Fair values of financial assets and financial liabilities

The carrying amounts of financial assets and financial liabilities reported in the balance sheet approximate their fair values.

The fair values of forward foreign exchange contracts are not recognised on the balance sheet as they are not considered to be significant.

INTELLECTUAL PROPERTY OFFICE OF SINGAPORE

NOTES TO THE FINANCIAL STATEMENT

For the financial year ended 31 March 2004

3. Registration fees

Registration fees comprise the following:

| | 2004 | 2003 |
|------------------|-------------------|-------------------|
| | \$ | \$ |
| Registration fee | | |
| – trade marks | 5,876,733 | 5,906,404 |
| – patents | 10,957,024 | 12,054,833 |
| – designs | 523,683 | 433,797 |
| – madrid | 2,702,532 | 2,470,003 |
| – patent agent | 170 | 18,310 |
| | <u>20,060,142</u> | <u>20,883,347</u> |

4. Salaries, wages and staff benefits

| | 2004 | 2003 |
|--|------------------|------------------|
| | \$ | \$ |
| Wages and salaries | 6,331,838 | 5,912,209 |
| Employers' contribution to defined contribution scheme | 849,593 | 889,291 |
| Staff welfare | 167,627 | 196,622 |
| Staff training | 176,455 | 198,335 |
| | <u>7,525,513</u> | <u>7,196,457</u> |

The number of full time staff employed at the end of the financial year was 136 (2003 : 138).

During the financial year, the Office paid directors' fee of \$60,000 (2003 : \$76,875).

5. Operating deficit

Operating deficit is arrived at after:

| | 2004 | 2003 |
|------------------------------|------------------|---------------|
| | \$ | \$ |
| <i>Charging:</i> | | |
| Bad trade debts written off | – | 125 |
| Foreign exchange (gain) loss | <u>(235,690)</u> | <u>71,893</u> |

INTELLECTUAL PROPERTY OFFICE OF SINGAPORE

NOTES TO THE FINANCIAL STATEMENT

For the financial year ended 31 March 2004

6. Deferred capital grants (Government)

| | 2004 | 2003 |
|---|-------------------|-------------------|
| | \$ | \$ |
| At beginning of year | 8,276,529 | 8,298,371 |
| Add: | | |
| Capital grants utilised during the year | <u>1,205,981</u> | <u>2,057,599</u> |
| | 9,482,510 | 10,355,970 |
| Less: | | |
| Grants taken to Income and Expenditure Statement | (1,727,970) | (1,862,231) |
| Assets retired | (20,156) | (217,210) |
| At end of year | <u>7,734,384</u> | <u>8,276,529</u> |
| Total capital grants received (including grants-in-kind) and utilised since establishment | <u>13,815,680</u> | <u>13,600,936</u> |

7. Deferred capital grants (Infocomm Development Authority of Singapore)

| | 2004 | 2003 |
|---|----------------|----------------|
| | \$ | \$ |
| At beginning of year | 464,256 | 523,356 |
| Add: | | |
| Capital grants utilised during the year | <u>130,400</u> | <u>83,426</u> |
| | 594,656 | 606,782 |
| Less: | | |
| Grants taken to Income and Expenditure Statement | (130,322) | (142,526) |
| At end of year | <u>464,334</u> | <u>464,256</u> |
| Total capital grants received (including grants-in-kind) and utilised since establishment | <u>764,471</u> | <u>643,563</u> |

INTELLECTUAL PROPERTY OFFICE OF SINGAPORE

NOTES TO THE FINANCIAL STATEMENT

For the financial year ended 31 March 2004

8. Deferred capital grants (Agency for Science, Technology and Research)

| | 2004 | 2003 |
|---|----------------|----------------|
| | \$ | \$ |
| At beginning of year | 324,000 | 405,382 |
| Less: | | |
| Grants taken to Income and Expenditure Statement | (81,000) | (81,382) |
| At end of year | <u>243,000</u> | <u>324,000</u> |
| | | |
| Total capital grants received (including grants-in-kind) and utilised since establishment | <u>405,382</u> | <u>405,382</u> |

9. Strategic Manpower Conversion Programme (Intellectual Property) Fund

| | 2004 | 2003 |
|------------------------|----------------|----------------|
| | \$ | \$ |
| At beginning of year | 416,000 | - |
| Add: | | |
| Contributions received | - | 416,000 |
| Interest income | 275 | - |
| Less: | | |
| Miscellaneous expenses | (3) | - |
| At end of year | <u>416,272</u> | <u>416,000</u> |
| Represented by: | | |
| Cash at bank | <u>416,272</u> | <u>416,000</u> |

The Strategic Manpower Conversion Programme (Intellectual Property) Fund is a manpower initiative by Ministry of Manpower and managed by the Office. The program aims to convert professionals with no intellectual property experience and capabilities into IP savvy professionals through retraining and reskilling. The key objective of this programme is to strategically expand the pool of IP professionals in Singapore as well as to incentivise Singapore-based companies to increase their IP activities.

INTELLECTUAL PROPERTY OFFICE OF SINGAPORE

NOTES TO THE FINANCIAL STATEMENT

For the financial year ended 31 March 2004

10. Trade debtors

| | 2004 | 2003 |
|---|------------------|------------------|
| | \$ | \$ |
| Due from IP Academy – services rendered | 6,100 | - |
| Others | 1,048,329 | 1,217,759 |
| | <u>1,054,429</u> | <u>1,217,759</u> |

Certain directors of the Office are also directors of IP Academy.

11. Other debtors

| | 2004 | 2003 |
|--|----------------|------------------|
| | \$ | \$ |
| Due from IP Academy – payments on behalf | - | 430,592 |
| Deposits | 691,346 | 677,795 |
| Prepayments | 136,896 | 190,334 |
| Others | - | 15,782 |
| | <u>828,242</u> | <u>1,314,503</u> |

Certain directors of the Office are also directors of IP Academy.

INTELLECTUAL PROPERTY OFFICE OF SINGAPORE

NOTES TO THE FINANCIAL STATEMENT

For the financial year ended 31 March 2004

12. Fixed assets

| | Office equipment, furniture and fittings | Computer equipment and software | Development projects-in- progress | Total |
|--|---|---------------------------------------|---|------------|
| | \$ | \$ | \$ | \$ |
| Cost | | | | |
| At beginning of year | 2,298,218 | 12,695,179 | 5,171,125 | 20,164,522 |
| Additions | 205,721 | 631,510 | 2,165,295 | 3,002,526 |
| Transfer from development projects-in-progress | - | 3,265,607 | (3,265,607) | - |
| Disposals | - | (47,031) | - | (47,031) |
| At end of year | 2,503,939 | 16,545,265 | 4,070,813 | 23,120,017 |
| Accumulated depreciation | | | | |
| At beginning of year | 583,500 | 5,314,819 | - | 5,898,319 |
| Charge for the year | 304,529 | 3,099,380 | - | 3,403,909 |
| Disposals | - | (26,875) | - | (26,875) |
| At end of year | 888,029 | 8,387,324 | - | 9,275,353 |
| Depreciation for last year | 476,444 | 2,886,383 | - | 3,362,827 |
| Net book value | | | | |
| At beginning of year | 1,714,718 | 7,380,360 | 5,171,125 | 14,266,203 |
| At end of year | 1,615,910 | 8,157,941 | 4,070,813 | 13,844,664 |

13. Other liabilities

| | 2004 | 2003 |
|------------------------------------|----------------|----------------|
| | \$ | \$ |
| Other creditors | 255,635 | 260,486 |
| Accrued expenses | 533,208 | 456,313 |
| Patent Cooperation Treaty deposits | 29,540 | 143,696 |
| Other deposits | 14,604 | 37,420 |
| | <u>832,987</u> | <u>897,915</u> |

INTELLECTUAL PROPERTY OFFICE OF SINGAPORE

NOTES TO THE FINANCIAL STATEMENT

For the financial year ended 31 March 2004

14. Deferred revenue

This represents the unamortised balance of renewal fees for trade marks received in advance from applicants. Such renewal are valid for 10 years. The balance comprises only of registration fees received from 1 April 2001 onwards when the Office was officially launched.

15. Provision for contribution to Consolidated Fund

This represents the contribution to be made to the Consolidated Fund in accordance with the Statutory Corporations (Contribution to Consolidated Fund) Act (Chapter 319A) and Finance Circular Minute M37/2000. The contribution is pegged at the statutory corporate income tax rate on the accounting surplus of the Office.

16. Patent deposits

Patent deposits are received for local patent applications for which search and examination is to be conducted by foreign patent offices.

17. Cash and cash equivalents

Cash and cash equivalents included in the cash flow statement comprise the following:

| | 2004 | 2003 |
|--|-------------------|-------------------|
| | \$ | \$ |
| Fixed deposits with financial institutions | 13,890,561 | 10,349,000 |
| Cash and bank balances | 2,021,088 | 3,877,649 |
| | <u>15,911,649</u> | <u>14,226,649</u> |

INTELLECTUAL PROPERTY OFFICE OF SINGAPORE

NOTES TO THE FINANCIAL STATEMENT

For the financial year ended 31 March 2004

18. Commitments

(a) Capital expenditure commitments

Capital expenditure which has been approved by the Office and contracted for but not provided for in the financial statements is as follows:

| | 2004 | 2003 |
|------------------------------------|------------------|------------------|
| | \$ | \$ |
| Amount approved and contracted for | <u>2,531,429</u> | <u>5,214,178</u> |

(b) Rental commitments

As at 31 March 2004, the Office had lease commitments in respect of office premises payable as follows:

| | 2004 | 2003 |
|--------------------------|------------------|------------------|
| | \$ | \$ |
| Within one year | 2,694,982 | 2,699,136 |
| Within two to five years | - | 2,694,982 |
| | <u>2,694,982</u> | <u>5,394,118</u> |

(c) Currency swap

The aggregate values of currency swap contracts of the Office outstanding at year end (converted at year end rates) were as follows:

| | 2004 | 2003 |
|---------------------------------|----------------|------------------|
| | \$ | \$ |
| Buy: | | |
| Australian dollars | <u>750,000</u> | <u>1,500,000</u> |
| Equivalent in Singapore dollars | <u>950,625</u> | <u>1,602,000</u> |

19. Authorisation of financial statements

These financial statements were authorised for issue by the Board of Directors of the Office on 13 July 2004.

ACKNOWLEDGEMENTS

EDITORIAL COMMITTEE

Mr Wong Sheng Kwai
Ms Chiam Lu Lin
Ms Elizabeth Cardoza
Ms Isabel Chng
Mr Simon Seow
Mrs Tan-Lee Li Choon
Ms P Arul Selvakumar
Ms Rose Hanna Ramli
Mr Kelvin Sum
Ms Jasmine Ong
Ms Margaret Ng
Ms Christine Chua
Ms Charlotte Saradetch
Ms Serene Chan
Ms Sheree Yinn
Mr Low Chong Kian
Ms Parveen Kaur
Ms Juay Puay Yong
Ms Tangie Kay
Ms Melanie Koh

SPECIAL THANKS

Professor Hang Chang Chieh
Mr Liew Heng San
Ms Liew Woon Yin
Ms Koh Lin Net
Sarika Connoisseur Café Pte Ltd
Sia Huat Pte Ltd



Was it safe to let the cat out of the bag? The answer is a resounding “Yes!”

Since Lela our cat model graced the cover of IPOS' Annual Report 02, she has received accolades and well wishes from many ardent admirers. She even captured the Silver Midas Award¹ 2004 for Excellence in Corporate Communications.

Lela was IPOS' ambassador for Intellectual Property (IP). Playing on the common phrase of 'letting the cat out of the bag', the annual report featured Lela in shimmering black and white showing businesses that their 'cat' or IP, is safe whether it is in the bag or out of it because of nimble systems of IP protection IPOS has helped to put in place in Singapore.

¹ First launched in 2001, The Midas Awards is an international competition judged by client and agency leaders from the creative and marketing disciplines and internationally recognised experts in financial policy and communications. The Midas Awards serve as a positive force to improve perceptions both within and outside the industry and seek to raise the perception of creativity beyond clever headlines and artful design, and explore the shared emotions between a message's creator and its recipient. Visit www.themidasawards.com for more information.

